





CROSS SINGLE BANNER




- Open the legs in plus (+) position.



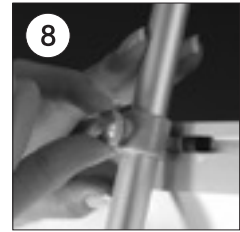
- Open the top clamp profile and place in the poster. Place in the other end of poster to bottom clamp.




- Complete the assembly of 3 part pipe.



- Hang the banner by sliding the plastic connectors over the pipe.



- Screw the top and bottom plastic



- Fit in the pipe on the bar of the base.



• Please inform the order number on the product or on the carton (e.g. 1/110001394-460) to the place that you have made the purchase if any problem with the product occurs.

• All rights reserved. All pictures, figures and writings are secured internationally by copy-right law. Infringements will be sued by civil and legal law.

1001904