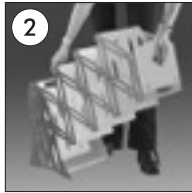



PORTABLE ZICK-ZACK ALUMINIUM



- Take the zick zack out of its bag.




- Lift up the zickzack to a standing position.



- Fix the handle with the nut at the back to lock the stand.



- Open out the plexi header slightly. Replace your logotype between the two plexis by sliding.



• Please inform the order number on the product or on the carton (e.g. 1/110001394-460) to the place that you have made the purchase if any problem with the product occurs.
• All rights reserved. All pictures, figures and writings are secured internationally by copy-right law. Infringements will be sued by civil and legal law.