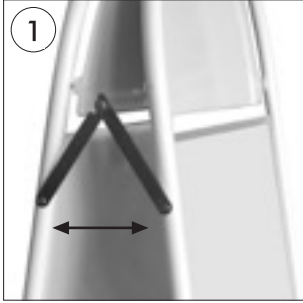


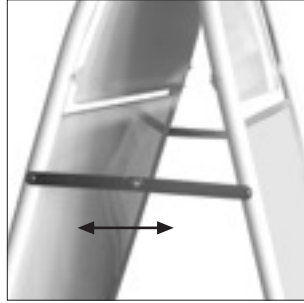



# IRON A BOARD



• Pull out the iron legs of magnetic A Board to opposite directions and open your A Board up by putting the scissors on two sides in straight position.



• By using the finger hole on the left side of A Board, remove magnetic PVC cover by pushing it as in picture.



• Put your poster in and cover with the magnetic PVC cover.



NOTE:  
• Optional colours are available.